



FORM FOR THE REGISTRATION OF FITTING DESIGNS

NEW BRUNSWICK NOVA SCOTIA PRINCE EDWARD ISLAND NEWFOUNDLAND AND LABRADOR
 NUNAVUT YUKON NORTHWEST TERRITORIES

MANUFACTURER'S NAME: <u>Swagelok Company</u>	
MANUFACTURER'S ADDRESS: <u>29500 Solon Road, Solon, Ohio 44139 USA</u>	
PLANT LOCATIONS: <u>Headquarters: 29500 Solon Road, Solon, Ohio 44139 USA (See Attachment A)</u>	
CATEGORY OF FITTINGS TO BE REGISTERED. CIRCLE ONE CATEGORY ONLY	
A. Pipe fittings, including couplings, tees, elbows, Ys, plugs, unions, pipe caps, or reducers B. Flanges: all flanges C. Valves: all line valves <input checked="" type="radio"/> D. Expansion joints, flexible connections, and hose assemblies: all types E. Strainers, filters, separators, and steam traps F. Measuring devices, including pressure gauges, level gauges, sight glasses, levels, or pressure transmitters G. Certified capacity-rated pressure relief devices acceptable as primary over pressure protection on boilers, pressure vessels, piping and fusible plugs H. Pressure retaining components that do not fall into one of the above categories I. Nuclear components: Class 1 <input type="checkbox"/> Class 2 <input type="checkbox"/> Class 3 <input type="checkbox"/> (Meeting ASME or ASME requirements)	TITLE OF THE STANDARDS OF CONSTRUCTION Rubber Products Manufacturers (ARPM) Hose Handbook
SHOW MANUFACTURER'S NAME, TRADEMARK, OR LOGO AS IT WILL APPEAR ON THE PRODUCT 	TYPE OF CONSTRUCTION FORGED <input type="checkbox"/> WELDED <input type="checkbox"/> WROUGHT <input type="checkbox"/> CAST <input type="checkbox"/> OTHER <input checked="" type="checkbox"/> DESCRIBE OTHER: Nylon and Polyethylene Core
LIST OF SUPPORTING DOCUMENTATION AND IDENTIFICATION OF THE ACTUAL ITEMS TO BE REGISTERED: ISO 9001:2015 Certificate, Attachment A, Attachment B, Catalog Information and other Support Documents	

DECLARATION:

I, Joel Feldman, Vice President, Engineering (see note 2), employed by Swagelok Company and being the person having full authority and responsibility for the quality of the end product do solemnly declare that the information contained in this form is true and to the best of my knowledge represents the product for which registration is sought. The dimensions, materials of construction, pressure temperature ratings, and identification markings are in accordance with the herein named standards. I further declare that the manufacture of these fittings is regulated by a Quality Control Program which extends to each plant where fabrication occurs in whole or in part and has been verified by BSI as being suitable for that purpose and I make this solemn declaration conscientiously believing it to be true, and knowing that it is of the same force and effect as if made under oath.



Signature of Declarer:  10/22/2020 | 10:20 AM EDT

Declared before me at Unable to get a notary signature OR THIS SPACE FOR THE

This _____ day of seal due to COVID-19 situation OFFICIAL SEAL

Commissioner of Oaths
 or Notary Public (sign) - October 22, 2020

(Affix Official seal to the right)

This space for Regulatory Authority use This registration must be revalidated after ten (10) years from the date of acceptance.	
CRN: <u>0D22889.5</u> FID#: <u>1214</u> Nylon series (7N, 7R, 8N & 8R) & Notes: Polyethylene series (7P) hose assemblies. 1. All fittings shall be registered in the name of the Manufacturer. 2. Each category shall be supported with two Statutory Declaration forms and one copy of supporting documentation. 3. The declaration shall be made by the person having full authority and responsibility for the quality of the end product. 4. Quality control programs shall be resubmitted for validation at a maximum interval of five (5) years. CRN expires <u>Dec. 16th, 2030 - DG</u>	 Registered <u>0D22889.50</u> Date <u>21/01/20</u> Engineering and Inspection Services Registered by  UNDER THE AUTHORITY OF THE PUBLIC SAFETY ACT AND THE BOILER, PRESSURE VESSEL AND COMPRESSED GAS REGULATIONS



THIS IS PART OF CRN
 0D22889.5
 Technical Standards and Safety Authority
 Boilers and Pressure Vessels Safety Program

Attachment B: Scope of Registration for Swagelok Nylon Series (7N, 7R, 8N & 8R) and Polyethylene Series (7P) Hose Assemblies (Category D)

This document represents the scope of Swagelok Nylon Series (7N, 7R, 8N, 8R) and Polyethylene Series (7P) Hose Assemblies covered by this submission for CRN approval. These products have been evaluated in accordance with the Association for Rubber Products Manufacturers (ARPM) Hose Handbook.

Summary Table

Product Description or Series	Pressure retaining Material	End Connections and Sizes	Nominal Hose Size (in.)	Maximum Pressure at Temperature (psig)		Design Code of Construction
				At -40 to 70°F Temp.	At Maximum Temp. (200°F)	
7N Nylon Hose	<u>Smooth Bore Core</u> SAE nonconductive nylon (7N) <u>Core Covered By</u> Synthetic fiber reinforcement <u>Hose Cover</u> Polyurethane cover <u>End Connections</u> 316 SS	Swagelok Tube Fitting [SL SM] 1/4" – 1/2" (6-12mm) Female 37° JIC with female swivel nut [AN, AS] 1/4" – 1/2" Male ISO/BSP Tapered (ISO 7) Pipe Threads [MT] 1/4" – 1/2" Male NPT Tapered Pipe Fitting [PM] 1/4" – 1/2"	1/4	2750	1750	Association for Rubber Products Manufacturers (ARPM) Hose Handbook
			3/8	2250	1750	
			1/2	2000	1750	
7R Nylon Hose	<u>Smooth Bore Core</u> Nylon (7R) <u>Core Covered By</u> Synthetic fiber reinforcement <u>Hose Cover</u> Polyurethane cover <u>End Connections</u> 316 SS	Swagelok Tube Fitting [SL SM] 1/4" – 1/2" (6-12mm) Female 37° JIC with female swivel nut [AN, AS] 1/4" – 1/2" Male ISO/BSP Tapered (ISO 7) Pipe Threads [MT] 1/4" – 1/2" Male NPT Tapered Pipe Fitting [PM] 1/4" – 1/2"	1/4	1750	2000	
			3/8	2250	2000	
			1/2	2000	1500	
8R Nylon Hose	<u>Smooth Bore Core</u> Nylon Blend Thermoplastic <u>Core Covered By</u> Synthetic fiber reinforcement <u>Hose Cover</u> Polyurethane cover <u>End Connections</u> 316 SS	Swagelok Tube Fitting [SL SM] 1/4" – 1" (6-12mm) Female 37° JIC with female swivel nut [AN, AS] 1/4" – 1" Male ISO/BSP Tapered (ISO 7) Pipe Threads [MT] 1/4" – 1" Male NPT Tapered Pipe Fitting [PM] 1/4" – 1"	1/4	5000	3250	
			3/8	4000	3250	
			1/2	3500	2750	
			3/4	2250	1500	
			1	2000	1125	



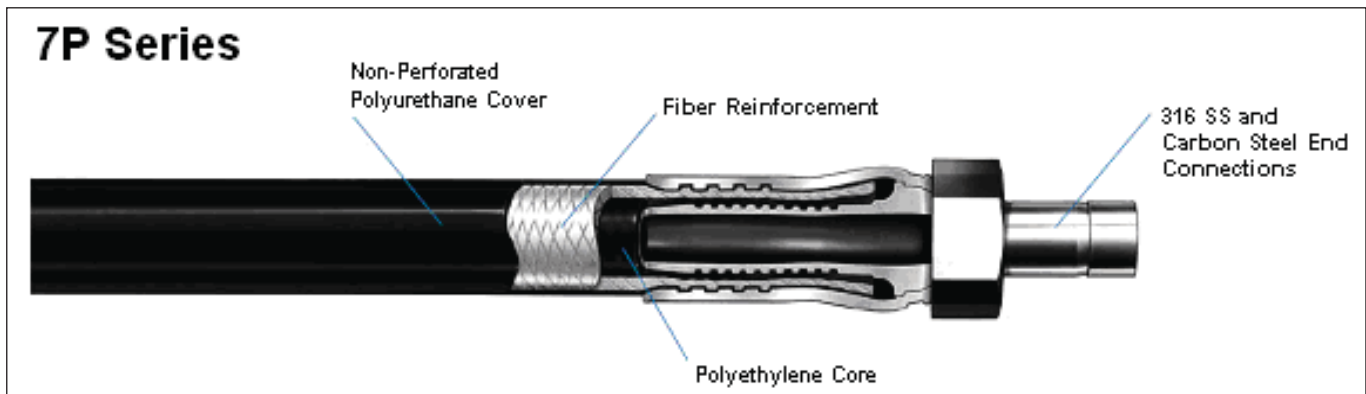
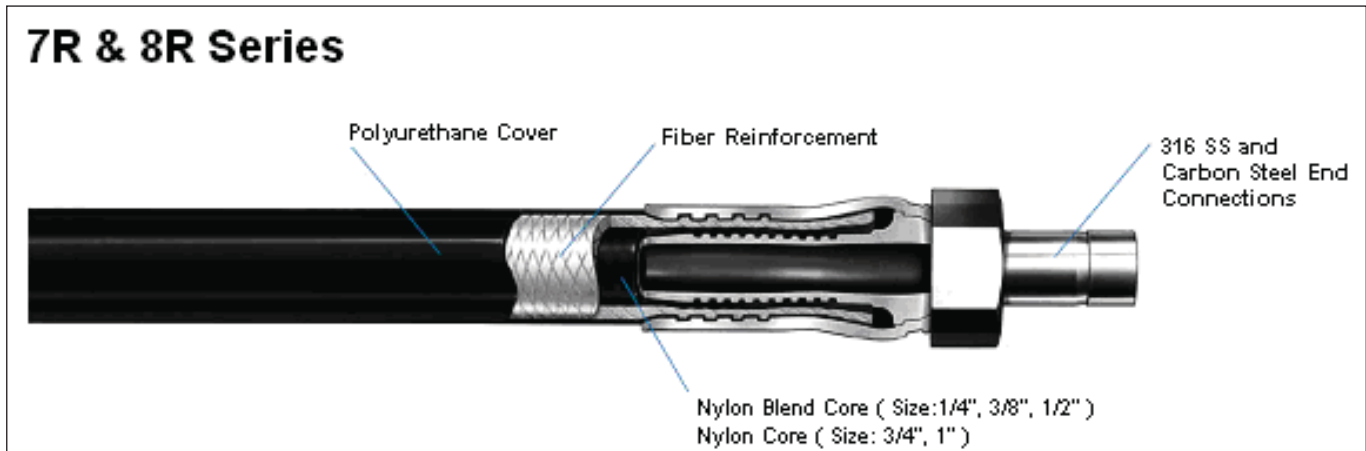

THIS IS PART OF CRN
0D22889.5
Technical Standards and Safety Authority
Boilers and Pressure Vessels Safety
Program

Canadian Registration Number Submittal
Category D Swagelok Nylon and Polyethylene Hose

September 21, 2020
Page 2 of 4

Product Description or Series	Pressure retaining Material	End Connections and Sizes	Nominal Hose Size (in.)	Maximum Pressure at Temperature (psig)		Design Code of Construction
				Up to 70°F Temp.	At Maximum Temp.	
8N Nylon Hose	<p>Smooth Bore Core SAE nonconductive nylon</p> <p>Core Covered By Synthetic fiber reinforcement</p> <p>Hose Cover Polyurethane cover</p> <p>End Connections 316 SS</p>	<p>Swagelok Tube Fitting [SL] 3/4"</p> <p>Female 37° JIC with female swivel nut [AS] 3/4"</p> <p>Male ISO/BSP Tapered (ISO 7) Pipe Threads [MT] 3/4"</p> <p>Male NPT Tapered Pipe Fitting [PM] 3/4"</p>	3/4	2250 @ -40°F to 70°F	1750 @ 200°F	Association for Rubber Products Manufacturers (ARPM) Hose Handbook
7P Polyethylene Hose	<p>Smooth Bore Core Polyethylene</p> <p>Core Covered By Synthetic fiber reinforcement</p> <p>Hose Cover Polyurethane cover</p> <p>End Connections 316 SS</p>	<p>Swagelok Tube Fitting [SL SM] 1/4"–1" (6–25mm)</p> <p>Female 37° JIC with female swivel nut [AS] 1/4" – 1"</p> <p>Male ISO/BSP Tapered (ISO 7) Pipe Threads [MT] 1/4" – 1"</p> <p>Male NPT Tapered Pipe Fitting [PM] 1/4" – 1"</p>	1/4	2750 @ -10°F to 70°F	1500 @ 150°F	
			3/8	2250 @ -10°F to 70°F	2250 @ 150°F	
			1/2	2000 @ -10°F to 70°F	1750 @ 150°F	
			3/4	1250 @ -10°F to 70°F	900 @ 150°F	
			1	1500 @ -10°F to 70°F	1200 @ 150°F	

Product Description





Product Options:

Additional options and non-pressure boundary alterations that do not affect pressure ratings are within the scope of this approval. Examples of these options include but are not limited to:

- Spring guards (such as S – Full length spring guard and S2 – Short length spring guard)
- Sleeves (such as F – Fire jacket sleeve with metallic tie lock bands; F1 – Thermo sleeve with metallic tie lock bands)
- Tags and special markings
- Pipe Thread Sealants
- Special Testing

Quality System

The Swagelok Company quality system complies with the requirements of ISO 9001:2015. The Swagelok Company maintains BSI Certificate of Registration Number FM 01729, which applies to all locations listed on the Certificate.

References

The product catalog does not represent the full scope of the registration but rather details some of the most common options.

- Hose Assemblies, Bulk Hose, and End Connections Product Catalog MS-01-180, Rev. U.

Attachment A. Swagelok Manufacturing Locations

This document lists the Swagelok locations where end item or component level manufacturing activities take place.

Swagelok Company 29500 Solon Road Solon, Ohio 44139 USA	Swagelok Company (Falon 1) 348 Bishop Road Highland Heights, Ohio 44143 USA
Swagelok Company (Highland) 318 Bishop Road Highland Heights, Ohio 44143 USA	Swagelok Company (Falon 2) 358 Bishop Road Highland Heights, Ohio 44143 USA
Swagelok Company (OFC) 29495 F.A. Lennon Drive Solon, Ohio 44139 USA	Swagelok Company (HPF) 6050 Cochran Road Solon, Ohio 44139 USA
Swagelok Company (Atlantic) 26651 Curtiss Wright Parkway Willoughby Hills, Ohio 44092 USA	Swagelok Company (Snow Metal) 6060 Cochran Road Solon, Ohio 44139 USA
Swagelok Company (Micro) 26653 Curtiss Wright Parkway Willoughby Hills, Ohio 44092 USA	Swagelok Company (Alfred) 29500 Ambina Drive Solon, Ohio 44139
Swagelok Hose Services Company (SHSC) 29900 Solon Industrial Parkway Solon, Ohio 44139	Swagelok Company (Strongsville) 15400 Foltz Road Strongsville, Ohio 44119
Swagelok (China) Fluid System Technologies Ltd. Changshu Export Process Zone Changshu Economic Development Zone Changshu, Jiangshu 215513 China	Swagelok Limited Ballafletcher Road Tromode IM4 4RA Isle of Man